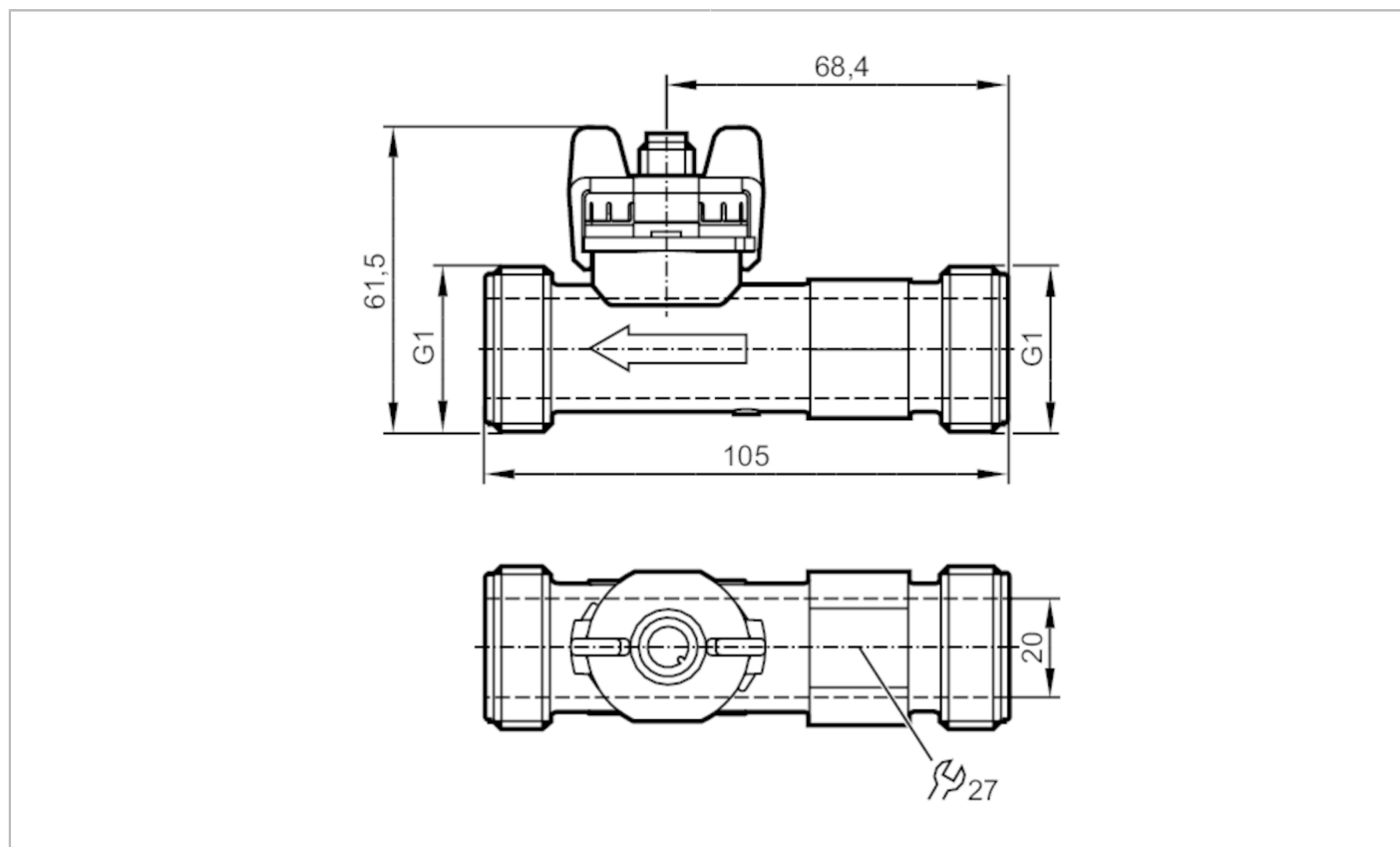


SV7150



Vortex flow meter

SVM11XXD0KG/US-100



Product characteristics

Number of inputs and outputs	Number of analogue outputs: 1	
Measuring range	5...85 l/min	0.265...4.509 m/s
Process connection	threaded connection G 1 external thread DN20	

Application

Special feature	Gold-plated contacts	
Measuring element	1 x Pt 1000; (to DIN EN 60751, class B)	
Application	for industrial applications	
Installation	connection to pipe by means of an adapter	
Media	water; glycol solutions; coolants	
Medium temperature [°C]	-40...100	
Min. bursting pressure [bar]	25	
Min. bursting pressure [MPa]	2.5	
Pressure rating [bar]	12	
Pressure rating [MPa]	1.2	
Note on pressure rating	up to 40 °C	

Electrical data

Operating voltage [V]	8...33 DC	
Min. insulation resistance [MΩ]	100; (500 V DC)	
Protection class	III	
Power-on delay time [s]	< 2	

SV7150



Vortex flow meter

SVM11XXD0KG/US-100

Measuring principle	Vortex	
Inputs / outputs		
Number of inputs and outputs	Number of analogue outputs: 1	
Outputs		
Total number of outputs	1	
Output signal	analogue signal	
Number of analogue outputs	1	
Analogue current output [mA]	4...20; (water: $Q [l/min] = 5,313 \times (I - 4 \text{ mA})$; water-glycol: $Q [l/min] = 5,313 \times (I - 4 \text{ mA}) - Q_0$ see Figure 2)	
Max. load [Ω]	$< (U_b - 8 \text{ V}) / 20 \text{ mA}$; $U_b = 24 \text{ V}$: 800	
Measuring/setting range		
Measuring range	5...85 l/min	0.265...4.509 m/s
Temperature monitoring		
Internal heating temperature probe	1 K/mW	
Measuring range [$^{\circ}\text{C}$]	-40...100	
Accuracy / deviations		
Flow monitoring		
Accuracy (in the measuring range)	$Q < 50 \% \text{ MEW}: < 1 \% \text{ MEW} / Q > 50 \% \text{ MEW}: < 2 \% \text{ MW}$; (water)	
Repeatability	0,2; (% of the final value)	
Temperature monitoring		
Accuracy [K]	$\pm 0,3 \pm 0,005 \times T$	
Response times		
Flow monitoring		
Response time [s]	0.5	
Operating conditions		
Ambient temperature [$^{\circ}\text{C}$]	-15...85	
Note on ambient temperature	medium temperature $> 0^{\circ}\text{C}$: -30...85	
Storage temperature [$^{\circ}\text{C}$]	-30...85	
Protection	IP 65	
Cavitation	$P(\text{absolute discharge}) / P(\text{difference}) > 5.5$ to avoid cavitation	
Tests / approvals		
EMC	EN 61326-2-3	
Shock resistance	DIN EN 60068-2-27	30 g (11 ms)
Vibration resistance	DIN EN 60068-2-6	with water / 10...61 Hz 1 mm with water / 61...2000 Hz 2 g
MTTF [years]	380	
Pressure Equipment Directive	Sound engineering practice; can be used for group 2 fluids; group 1 fluids on request	
Mechanical data		
Weight [g]	104	
Housing	rectangular	
Dimensions [mm]	105 x 30.22 x 61.5	
Materials	PA 6T	

SV7150



Vortex flow meter

SVM11XXD0KG/US-100

Materials (wetted parts)	ETFE; PA 6T; EPDM
Tightening torque [Nm]	12
Process connection	threaded connection G 1 external thread DN20

Displays / operating elements

Display	colour display 1,44", 128 x 128 pixels 2 x LED, yellow
---------	---

Remarks

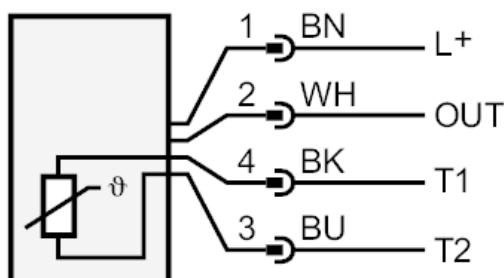
Remarks	MW = measured value MEW = Final value of the measuring range
Pack quantity	1 pcs.

Electrical connection

Connector: 1 x M12; coding: A; Contacts: gold-plated



Connection



OUT: analogue output
T1 / T2: Pt1000
colours to DIN EN 60947-5-2
Core colours :
BK = black
BN = brown
BU = blue
WH = white

SV7150



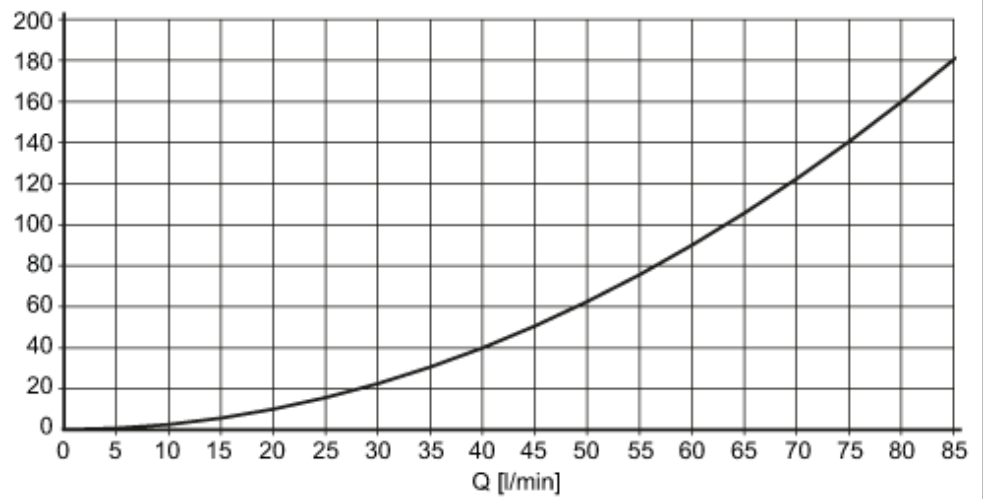
Vortex flow meter

SVM11XXD0KG/US-100

Diagrams and graphs

Pressure loss

dP [mbar] DN20

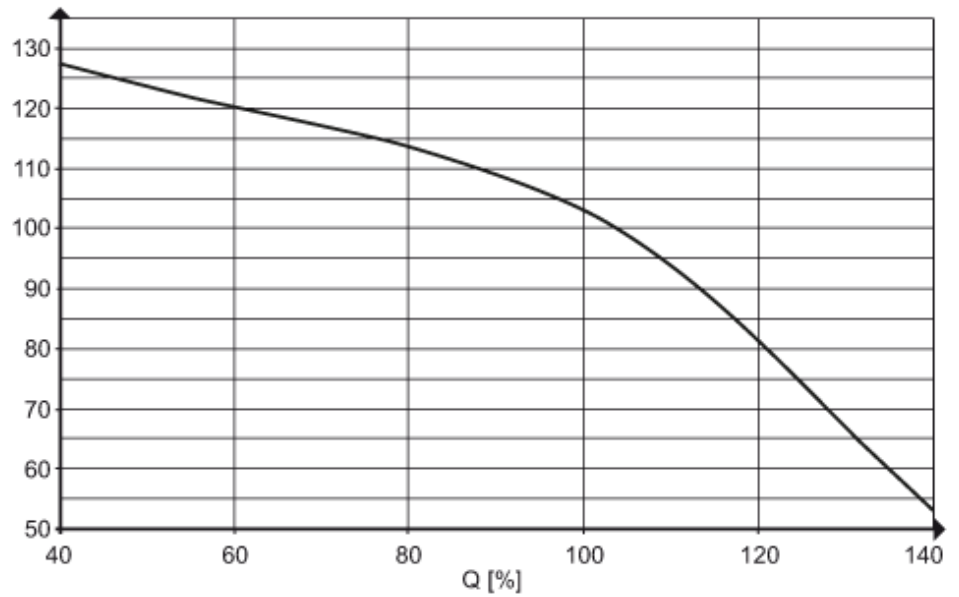


dP Pressure loss

Q volumetric flow quantity

min. life 10 years referred to flow and high medium temperatures

°C



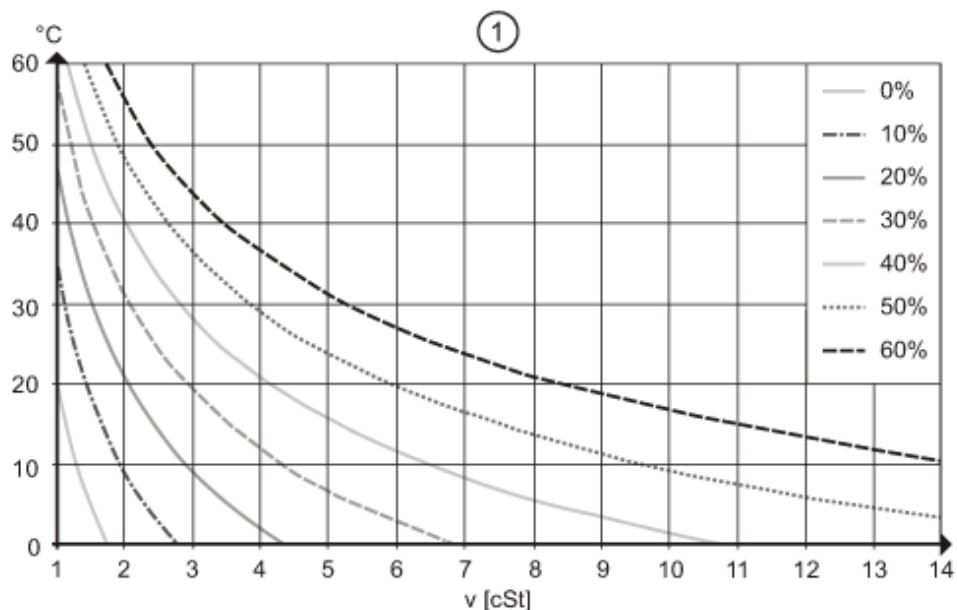
SV7150



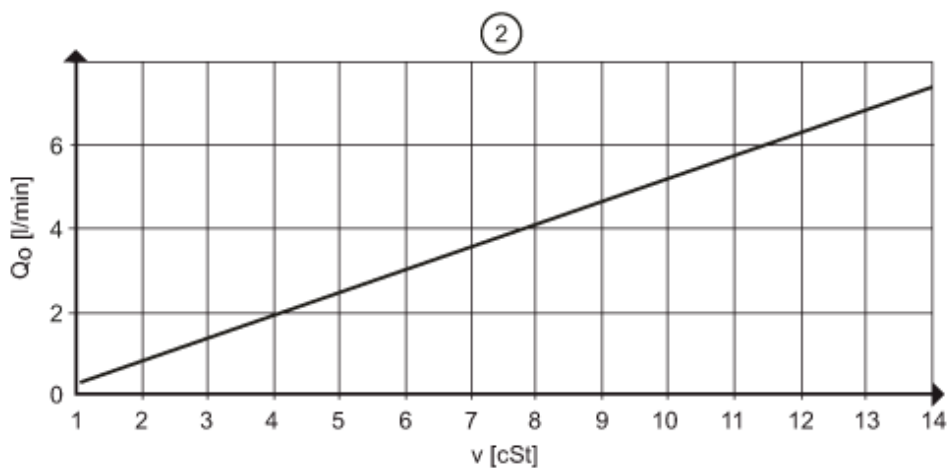
Vortex flow meter

SVM11XXD0KG/US-100

determination of the kinematic viscosity (ν) of glycol-water mixtures depending on the temperature



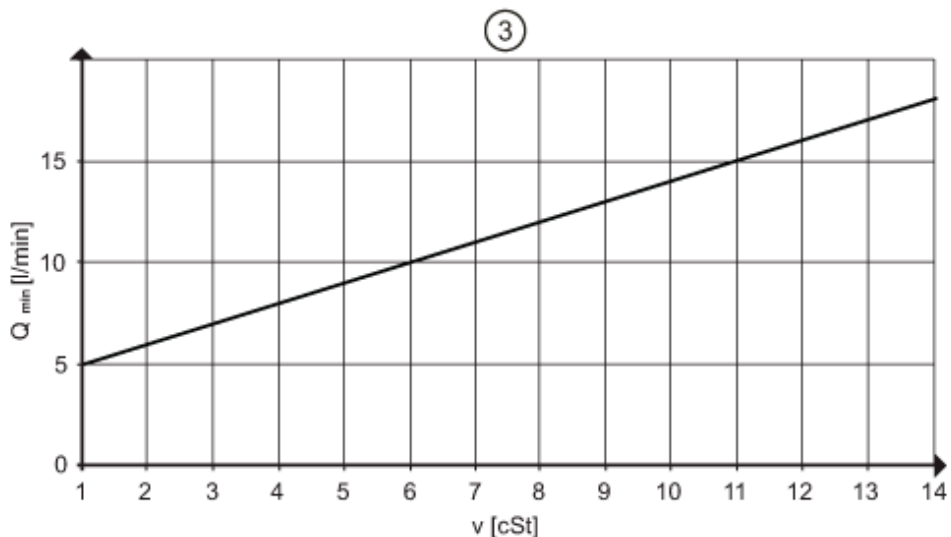
determination of the compensation value Q_0 for glycol-water mixtures



$\nu < 4$ cSt measuring accuracy 3% MEW

$4 < \nu < 14$ cSt measuring accuracy 4% MEW

response threshold Q_{min} depending on the kinematic viscosity



SV7150

Vortex flow meter

SVM11XXD0KG/US-100



pressure rating (bar)

