



Main

| | |
|-------------------------------|---|
| Range of product | Preventa Safety automation |
| Product or component type | Preventa safety module |
| Safety module name | XPSAK |
| Safety module application | For emergency stop, switch, sensing mat/edges or safety light curtain monitoring |
| Function of module | Proximity sensor monitoring Emergency stop monitoring 1-channel wiring Monitoring of electro-sensitive protection equipment (ESPE) Multiple emergency stop monitoring 2-channel wiring Monitoring of a movable guard Sensing mat and edges monitoring Emergency stop with 2 NC contacts monitoring 2-channel wiring Monitoring of a movable guard associated with 2 switches and automatic start |
| Safety level | Can reach PL e/category 4 conforming to EN/ISO 13849-1 Can reach SILCL 3 conforming to EN/IEC 62061 |
| Safety reliability data | DC > 99 % conforming to EN/ISO 13849-1 MTTFd = 154.5 years conforming to EN/ISO 13849-1 PFHd = 7.39E-9 1/h conforming to EN/IEC 62061 |
| Type of start | Configurable |
| Connections - terminals | Captive screw clamp terminals, 1 x 0.14...1 x 2.5 mm ² flexible with cable end, with double bezel Captive screw clamp terminals, 1 x 0.14...1 x 2.5 mm ² solid with cable end, with double bezel Captive screw clamp terminals, 1 x 0.25...1 x 1.5 mm ² flexible with cable end, with double bezel Captive screw clamp terminals, 1 x 0.25...1 x 2.5 mm ² flexible with cable end, with double bezel Captive screw clamp terminals, 2 x 0.14...2 x 0.75 mm ² flexible with cable end, with double bezel Captive screw clamp terminals, 2 x 0.14...2 x 0.75 mm ² solid with cable end, with double bezel Captive screw clamp terminals, 2 x 0.25...2 x 1 mm ² flexible with cable end, with double bezel Captive screw clamp terminals, 2 x 0.5...2 x 1.5 mm ² flexible with cable end, with double bezel |
| Output type | Relay instantaneous opening, 3 NO circuit(s), volt-free |
| Number of additional circuits | 1 NC + 4 solid state outputs |
| [Us] rated supply voltage | 24 V AC - 15...10 % 24 V DC - 15...10 % |

The information provided in this documentation contains general descriptions and/or technical characteristics of the products contained herein. This documentation is not intended as a substitute for and is not to be used for determining suitability or reliability of these products for specific user applications. It is the duty of any such user or integrator to perform the appropriate and complete risk analysis, evaluation and testing of the products with respect to the relevant specific application or use thereof. Neither Schneider Electric Industries SAS nor any of its affiliates or subsidiaries shall be responsible or liable for misuse of the information contained herein.

Complementary

| | |
|---|---|
| Synchronisation time between inputs | Unlimited (manual start) 2 or 4 s depending of wiring (automatic start) |
| Supply frequency | 50/60 Hz |
| Maximum power consumption in VA | 5 VA AC |
| Input protection type | Internal, electronic |
| [Uc] control circuit voltage | 24 V DC |
| Maximum line resistance | 28 Ohm |
| Breaking capacity | 180 VA holding AC-15 C300 relay output 1800 VA inrush AC-15 C300 relay output |
| Breaking capacity | 1.5 A at 24 V (DC-13) time constant: 50 ms for relay output |
| Output thermal current | 6 A per relay for relay output |
| [Ith] conventional free air thermal current | 18 A |
| Associated fuse rating | 4 A gG or gL for relay output conforming to EN/IEC 60947-5-1, DIN-VDE 0660 part 200 6 A fast blow for relay output conforming to EN/IEC 60947-5-1, DIN-VDE 0660 part 200 |
| Minimum output current | 10 mA for relay output |
| Minimum output voltage | 17 V for relay output |
| Maximum response time on input open | 40 Ms |
| [Ui] rated insulation voltage | 300 V (pollution degree 2) conforming to IEC 60947-5-1 300 V (pollution degree 2) conforming to DIN VDE 0110 part 1 |
| [Uimp] rated impulse withstand voltage | 4 KV overvoltage category III conforming to IEC 60947-5-1 4 KV overvoltage category III conforming to DIN VDE 0110 part 1 |
| Local signalling | 4 LEDs |
| Current consumption | 30 mA at 24 V AC on power supply |
| Mounting support | 35 mm symmetrical DIN rail |
| Net weight | 0.3 Kg |




Environment

| | |
|---------------------------------------|--|
| Standards | EN/ISO 13850 EN 1088/ISO 14119 EN/IEC 60947-5-1 EN/IEC 60204-1 |
| Product certifications | CSA UL TÜV |
| IP degree of protection | IP20 (terminals) conforming to EN/IEC 60529 IP40 (enclosure) conforming to EN/IEC 60529 |
| Ambient air temperature for operation | -10...55 °C |
| Ambient air temperature for storage | -25...85 °C |

Packing Units

| | |
|------------------------------|---------|
| Unit Type of Package 1 | PCE |
| Number of Units in Package 1 | 1 |
| Package 1 Weight | 354 G |
| Package 1 Height | 6.5 Cm |
| Package 1 width | 10.5 Cm |
| Package 1 Length | 12.5 Cm |

Offer Sustainability

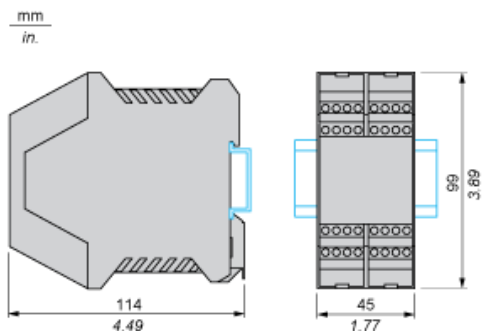
| | |
|----------------------------|--|
| Sustainable offer status | Green Premium product |
| REACH Regulation |  REACH Declaration |
| EU RoHS Directive | Pro-active compliance (Product out of EU RoHS legal scope)  EU RoHS Declaration |
| Mercury free | Yes |
| RoHS exemption information |  Yes |

| | |
|--------------------------|---|
| China RoHS Regulation | China RoHS Declaration |
| Environmental Disclosure | Product Environmental Profile |
| Circularity Profile | End Of Life Information |
| WEEE | The product must be disposed on European Union markets following specific waste collection and never end up in rubbish bins |
| PVC free | Yes |

Contractual warranty

| | |
|----------|-----------|
| Warranty | 18 months |
|----------|-----------|

Dimensions



Product Life Status : **End of commerc. announced**

XPSAK311144 may be replaced by any of the following products:



XPSUAK12AP

Preventa module Cat.4 features XPSUAF + PNP/NPN, safety mat 24vac/dc screw

Qty 1

Reason for Substitution: End of life | Substitution date: 01 Jun 2019 |



XPSUAK12AP

Preventa module Cat.4 features XPSUAF + PNP/NPN, safety mat 24vac/dc screw

Qty 1

Reason for Substitution: End of life | Substitution date: 01 Jun 2019 |



XPSUAK12AP

Preventa module Cat.4 features XPSUAF + PNP/NPN, safety mat 24vac/dc screw

Qty 1

Reason for Substitution: End of life | Substitution date: 01 Jun 2019 |



XPSUAK12AP

Preventa module Cat.4 features XPSUAF + PNP/NPN, safety mat 24vac/dc screw

Qty 1

Reason for Substitution: End of life | Substitution date: 19 Feb 2020 |



XPSUAK12AP

Preventa module Cat.4 features XPSUAF + PNP/NPN, safety mat 24vac/dc screw

Qty 1

Reason for Substitution: End of life | Substitution date: 21 Aug 2020 |