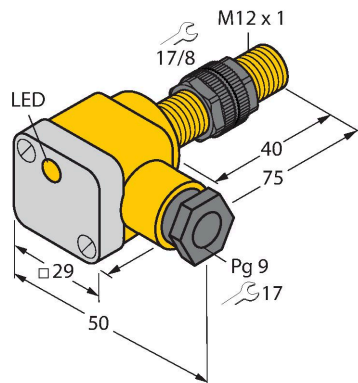


# BI3U-P12SK-AP6X

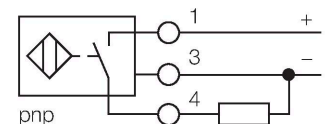
## Inductive Sensor



### Features

- Threaded barrel, M12 x 1
- Plastic, PA6-GK15
- Factor 1 for all metals
- Protection class IP68
- Resistant to magnetic fields
- Extended temperature range
- High switching frequency
- DC 3-wire, 10...30 VDC
- NO contact, PNP output
- Terminal chamber

### Wiring diagram



### Functional principle

Inductive sensors are designed for wear-free and contactless detection of metal objects. uprox Factor 1 sensors have significant advantages due to their patented ferrite-coreless multi-coil system. They detect all metals at the same large switching distance and are resistant to magnetic fields.

### Technical data

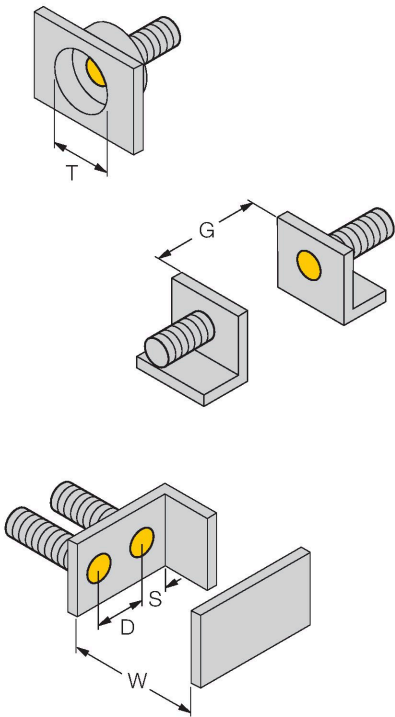
Type	BI3U-P12SK-AP6X
ID	1634700
General data	
Rated switching distance	3 mm
Mounting conditions	Flush
Secured operating distance	$\leq (0.81 \times S_n)$ mm
Repeat accuracy	$\leq 2 \%$ of full scale
Temperature drift	$\leq \pm 10 \%$
	$\leq \pm 15 \%, \leq -25 \text{ °C} \vee \geq +70 \text{ °C}$
Hysteresis	3...15 %
Electrical data	
Operating voltage $U_B$	10...30 VDC
Ripple $U_{ss}$	$\leq 10 \%$ $U_{Bmax}$
DC rated operating current $I_o$	$\leq 200$ mA
No-load current	$\leq 25$ mA
Residual current	$\leq 0.1$ mA
Isolation test voltage	0.5 kV
Short-circuit protection	yes/Cyclic
Voltage drop at $I_o$	$\leq 1.8$ V
Wire break/reverse polarity protection	yes/Complete
Output function	3-wire, NO contact, PNP
DC field stability	300 mT
AC field stability	300 mT <sub>ss</sub>
Insulation class	□
Switching frequency	3 kHz
Mechanical data	
Design	Threaded barrel, M12 x 1

Technical data

Dimensions	75 mm
Housing material	Plastic, PA6-GK15
Terminal chamber cover material	plastic, Ultem
Terminal chamber housing material	plastic, PA6-GK15
Active area material	Plastic, PA12-GF30
Max. tightening torque of housing nut	1 Nm
Electrical connection	Terminal chamber
Clamping ability	≤ 2.5 mm²
Cable external diameter	4.5...8 mm
Environmental conditions	
Ambient temperature	-30...+85 °C
Vibration resistance	55 Hz (1 mm)
Shock resistance	30 g (11 ms)
Protection class	IP68
MTTF	874 years acc. to SN 29500 (Ed. 99) 40 °C
Switching state	LED, Yellow
Included in delivery	cable gland; 2x plastic seals

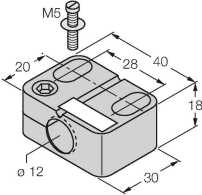
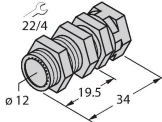
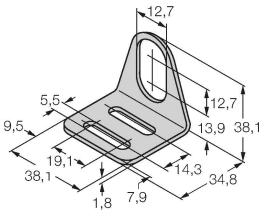
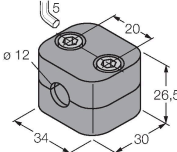
Mounting instructions

Mounting instructions/Description
-----------------------------------



Distance D	2 x B
Distance W	3 x Sn
Distance T	3 x B
Distance S	1.5 x B
Distance G	6 x Sn
Diameter active area B	Ø 12 mm

Accessories

BST-12B	6947212	QM-12	6945101
	Mounting clamp for threaded barrel sensors, with dead-stop; material: PA6		Quick-mount bracket with dead-stop; material: Chrome-plated brass. Male thread M16 × 1. Note: The switching distance of the proximity switches may change when using quick-mount brackets.
MW12	6945003	BSS-12	6901321
	Mounting bracket for threaded barrel sensors; material: Stainless steel A2 1.4301 (AISI 304)		Mounting clamp for smooth and threaded barrel sensors; material: Polypropylene