

Safety relays - PSR-SCP-24-230UC/ESAM4/3X1/1X2 - 2981114

Please be informed that the data shown in this PDF Document is generated from our Online Catalog. Please find the complete data in the user's documentation. Our General Terms of Use for Downloads are valid (<http://phoenixcontact.com/download>)




Safety relay for emergency stop and safety door monitoring up to SIL 3 or Cat. 4, PL e according to EN ISO 13849, single or two-channel operation, 3 enabling current paths, nominal input voltage of 24 ... 230 V AC/DC, plug-in screw terminal blocks

Your advantages

- With wide-range input (PSR-ESAM4/3X1)
- With inrush current reduction, therefore suitable for coupling to failsafe controllers (PSR-ESP4)
- 1- and 2-channel control



Key Commercial Data

Packing unit	1 pc
GTIN	 4 046356 051644
GTIN	4046356051644

Technical data

Note

Utilization restriction	EMC: class A product, see manufacturer's declaration in the download area
-------------------------	---

Dimensions

Width	45 mm
Height	99 mm
Depth	114.5 mm

Ambient conditions

Ambient temperature (operation)	-20 °C ... 55 °C
Ambient temperature (storage/transport)	-25 °C ... 85 °C
Max. permissible relative humidity (operation)	75 % (on average, 85% infrequently, non-condensing)
Max. permissible humidity (storage/transport)	75 % (on average, 85% infrequently, non-condensing)
Maximum altitude	≤ 2000 m (Above sea level)

Safety relays - PSR-SCP-24-230UC/ESAM4/3X1/1X2 - 2981114

Technical data

Input data

Input voltage range	24 V AC/DC ... 230 V AC/DC
Input voltage range in reference to U_N	0.85 ... 1.1
Typical input current at U_N	120 mA (at 24 V DC)
	20 mA (at 120 V AC)
	10 mA (for 230 V AC)
Voltage at input/start and feedback circuit	approx. 24 V DC
Typical response time	50 ms (manual start)
	60 ms (automatic start)
Typ. starting time with U_s	500 ms (when controlled via A1)
Typical release time	20 ms (when controlled via S11/S12 and S21/S22)
	50 ms (at 24 V DC)
	110 ms (at 120 V AC)
	280 ms (for 230 V AC)
Concurrence	∞
Recovery time	1 s
Operating voltage display	1 x green LED
Status display	2 x green LEDs
Protective circuit	Surge protection Suppressor diode and varistors
Maximum switching frequency	0.5 Hz
Max. permissible overall conductor resistance	11 Ω

Output data

Contact type	3 enabling current paths
	1 signaling current path
Contact material	AgSnO ₂ , + 0.2 μ m Au
Maximum switching voltage	250 V AC/DC
Minimum switching voltage	10 V AC/DC
Limiting continuous current	6 A (N/O contact / N/C contact)
Maximum inrush current	6 A
Inrush current, minimum	10 mA
Sq. Total current	$50 \text{ A}^2 (I_{TH}^2 = I_1^2 + I_2^2 + \dots + I_N^2)$
Interrupting rating (ohmic load) max.	192 W (24 V DC, $\tau = 0$ ms)
	384 W (48 V DC, $\tau = 0$ ms)
	80 W (110 V DC, $\tau = 0$ ms)
	66 W (220 V DC, $\tau = 0$ ms)
	2000 VA (250 V AC, $\tau = 0$ ms)
Maximum interrupting rating (inductive load)	48 W (24 V DC, $\tau = 40$ ms)
	48 W (48 V DC, $\tau = 40$ ms)
	48 W (110 V DC, $\tau = 40$ ms)
	48 W (220 V DC, $\tau = 40$ ms)
Switching capacity min.	360 mW

Safety relays - PSR-SCP-24-230UC/ESAM4/3X1/1X2 - 2981114

Technical data

Output data

Mechanical service life	approx. 10 ⁷ cycles
Switching capacity (360/h cycles)	4 A (24 V (DC13))
	4 A (230 V (AC15))
Output fuse	6 A gG NEOZED
	B6/C4A gL/gG automatic device

General

Relay type	Electromechanical relay with force-guided contacts in accordance with IEC/EN 61810-3
Nominal operating mode	100% operating factor
Net weight	305.48 g
Mounting position	any
Mounting type	DIN rail mounting
Degree of protection	IP20
	IP54
Min. degree of protection of inst. location	IP54
Housing color	yellow

Connection data

Connection method	Screw connection
pluggable	yes
Conductor cross section solid min.	0.2 mm ²
Conductor cross section solid max.	2.5 mm ²
Conductor cross section flexible min.	0.2 mm ²
Conductor cross section flexible max.	2.5 mm ²
Conductor cross section AWG min.	24
Conductor cross section AWG max.	12
Stripping length	7 mm
Screw thread	M3

Safety-related characteristic data

Stop category in accordance with IEC 60204	0
Designation	IEC 61508 - High demand
Safety Integrity Level (SIL)	3
Designation	IEC 61508 - Low demand
Safety Integrity Level (SIL)	3
Designation	EN ISO 13849
Performance level (PL)	e
Category	4
Designation	EN 62061
Safety Integrity Level (SIL)	3

Standards and Regulations

Safety relays - PSR-SCP-24-230UC/ESAM4/3X1/1X2 - 2981114

Technical data

Standards and Regulations

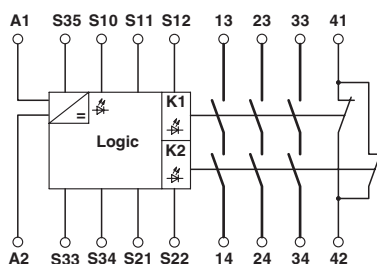
Designation	Air clearances and creepage distances between the power circuits
Standards/regulations	DIN EN 50178/VDE 0160
Rated insulation voltage	250 V AC
Rated surge voltage/insulation	6 kV/safe isolation, reinforced insulation and 6 kV between input circuits and output contact current paths (13/14, 23/24, 33/34), as well as between output contact current paths (13/14, 23/24, 33/34).
Degree of pollution	2
Overvoltage category	III
Shock	15g
Vibration (operation)	10 Hz ... 150 Hz, 2g

Environmental Product Compliance

China RoHS	Environmentally Friendly Use Period = 50 years
	For information on hazardous substances, refer to the manufacturer's declaration available under "Downloads"

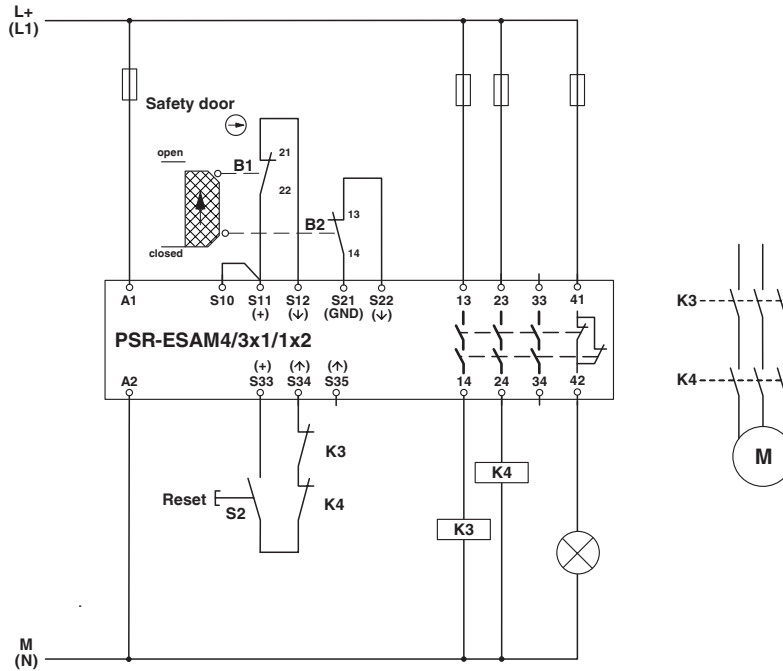
Drawings

Circuit diagram



Safety relays - PSR-SCP-24-230UC/ESAM4/3X1/1X2 - 2981114

Circuit diagram



Two-channel safety door monitoring

Classifications

eCl@ss

eCl@ss 4.0	27371102
eCl@ss 4.1	27371102
eCl@ss 5.0	27371901
eCl@ss 5.1	27371900
eCl@ss 6.0	27371800
eCl@ss 7.0	27371819
eCl@ss 9.0	27371819

ETIM

ETIM 2.0	EC001449
ETIM 3.0	EC001449
ETIM 4.0	EC001449
ETIM 6.0	EC001449

UNSPSC

UNSPSC 6.01	30211901
UNSPSC 7.0901	39121501
UNSPSC 11	39121501
UNSPSC 12.01	39121501

Safety relays - PSR-SCP-24-230UC/ESAM4/3X1/1X2 - 2981114

Classifications

UNSPSC

UNSPSC 13.2	39121501
UNSPSC 19.0	39122205

Phoenix Contact 2022 © - all rights reserved
<http://www.phoenixcontact.com>

PHOENIX CONTACT GmbH & Co. KG
Flachsmarktstr. 8
32825 Blomberg
Germany
Tel. +49 5235 300
Fax +49 5235 3 41200
<http://www.phoenixcontact.com>